

Big Science

Competition

2024 Administration and Troubleshooting Guide

COMPETITION URL FOR STUDENTS

<https://asi.au.insights.janison.com>

TEACHER DASHBOARD URL

<https://asi.au.insights.janison.com/auth/login>

RE-ENTRY URL FOR STUDENTS WHO HAVE BEEN LOGGED OUT

[Retrieve your student's access code](#) on page 11

<https://asi.au.insights.janison.com/auth/opensession>

COMPETITION SUPPORT

asi@asi.edu.au

+61 2 6125 6228 7 AM -5 PM AEST Monday to Friday

Contents

COMPETITION URL FOR STUDENTS	1
TEACHER DASHBOARD URL	1
RE-ENTRY URL FOR STUDENTS WHO HAVE BEEN LOGGED OUT	1
COMPETITION SUPPORT.....	1
Contents	2
COMPETITION DATES – Monday 6 May – Friday 17 May 2024	3
ACCESS TO THE COMPETITION	3
TIME ALLOWANCE	3
PREPARING FOR THE COMPETITION.....	3
TECHNOLOGY PROFILE.....	4
COMPETITION RULES.....	5
SELECTING THE CORRECT YEAR LEVEL.....	5
SITTING THE COMPETITION	6
FINISHING THE COMPETITION.....	9
TEACHER DASHBOARD.....	10
1. School Dashboard	10
2. View the progress of each student.....	10
3. Find your school ID.....	10
ADDING ADDITIONAL TEACHERS TO ACCESS THE DASHBOARD.....	11
RETRIEVING A STUDENT’S USERNAME AND PASSWORD	12
CHANGING THE YEAR LEVEL FOR STUDENTS.....	13
COMPETITION SLUGGISH OR SLOW?.....	15
COMPETITION NOT SHOWING CORRECTLY?	15
CLEARING A BROWSER’S CACHE.....	15
WHAT HAPPENS IF A STUDENT CREATES ANOTHER ACCOUNT?	15
THE STUDENT DIDN’T CLICK SUBMIT AND THEIR ATTEMPT REMAINS “OPEN” OR THEY CLOSED THEIR BROWSER WINDOW BEFORE SUBMITTING?.....	15

A

COMPETITION DATES – Monday 6 May – Friday 17 May 2024

Students can sit the competition from:

7:00 AM AEST Monday 6 May to 11:59 PM AEST Friday 17 May 2024.

To maintain the integrity of the competition, we recommend that students sitting the same competition level do so on the same day under the supervision of a teacher, using the teacher dashboard.

ACCESS TO THE COMPETITION

Competition URL: <https://asi.au.insights.janison.com>

The school ID will be emailed to the competition administrator prior to the competition. **Students will need these details to access the competition.** You may also find your [School ID in the teacher dashboard](#) (page 11) and [add access for additional teachers in your teacher dashboard](#) (page 12).

Please contact asi@asi.edu.au if you have not received any of this information.

TIME ALLOWANCE

Students have 50 minutes to answer 35 questions. Five questions will be used internally to help us improve the quality and validity of the competition and will not be marked. **Please allow at least 5 minutes before the competition for registration.**

PREPARING FOR THE COMPETITION

Prior to the sitting date, ensure that:

- You have checked the [Technology Profile](#) and you have completed the **Readiness Test** on the devices that will be used during the Big Science Competition to ensure the competition will operate within your school's network.
- Students who wish to use the audio may want to use earphones. There is an option to have the question stimulus read aloud.
- Students know they can use calculators, pen and paper for their workings during the competition.
- You have a timer or clock in the competition room to time the competition. Whilst the competition will not be 'timed out', the time each student spends logged into the competition is recorded. A timer is included on the screen as a guide for the students.
- On the day of the competition, you provide supervisors or students with the competition **URL** and **School ID**. Instructions we will have been emailed through to the teacher who made the registration. *You must forward this to all supervising teachers. **Students need these details to access the competition.***

Need support? Email asi@asi.edu.au or call +61 2 6125 6228 7 AM - 5 PM AEST Mon-Fri.

TECHNOLOGY PROFILE

The following list details some recommendations in an aim to prevent possible technology issues during the event. Please note that the cause of issues can be various.

Readiness Test	<p>https://asi.au.insights.janison.com/auth/login</p> <p>Username: RT001</p> <p>Password: bigscience</p> <p>You may give this to your students to check their devices and become familiar with the competition site before sitting the competition.</p>
System Diagnostics	<p>https://asi.au.insights.janison.com/pages/diagnostics</p>
Firewall whitelists	<p>Please refer to the “Proxy” section below which outlines the ports and addresses that the school network administrator is required to allow.</p>
Proxy	<p>Standard web proxy servers are supported. The following ports need to be open through the proxy:</p> <p>Port 443 Port 80</p> <p>The following web site addresses need to be accessible through the firewall:</p> <p>*.core.windows.net (on azure as storage related endpoints – this is utilised for hosting static content such as images/html/js files)</p> <p>*.azureedge.net (on the CDN as storage related endpoints – this is utilised for hosting static content such as images/html/js files)</p>
Bandwidth to internet (at each school)	<p>512 KB bandwidth for up to 20 users</p> <p>2 MB bandwidth for up 100 users</p> <p>5 MB bandwidth for more than 100 users.</p>
Browsers	<p>Cache</p> <ul style="list-style-type: none"> • Pre-cache digital content ability is supported and preferred. Ensure that the browser cache is cleared manually in the browser settings. <p>Cookies</p> <ul style="list-style-type: none"> • Cookies are required and should be enabled by default. • Please ensure that the cookies are enabled in the browser settings. <p>Plugins</p> <ul style="list-style-type: none"> • Please make sure all browser plugins or extensions apart from Adobe Flash Player (if required for your browser) are disabled.

COMPETITION RULES

- The competition duration is 50 minutes.
- Students are not to move away from the competition URL during the competition period. **DO NOT use the back button on the browser.** This will end the competition session.
- Students are not to leave the room during the competition unless accompanied by a supervisor.
- Students can use calculators, pen and paper for their working.
- Late students may be permitted but no extra time is allowed.
- All mobile phones are to be switched off.
- Students are to remain in the room until the Big Science Competition has ended.

SELECTING THE CORRECT YEAR LEVEL

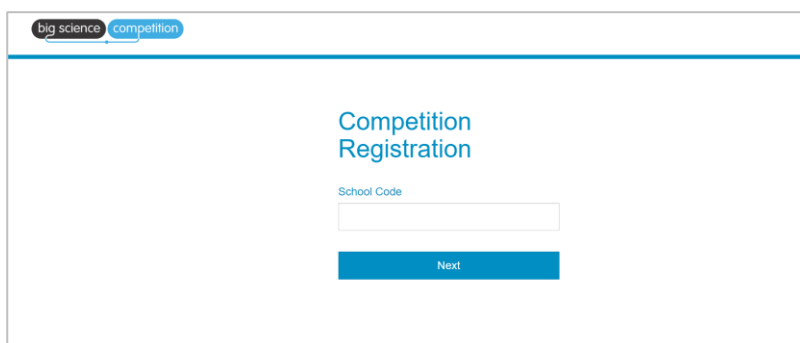
Before starting the competition remind students to select the correct year bracket. This will determine the competition level. **Answers will not be remarked if a student enters the incorrect year bracket.** International schools please refer to the table below.

[Student selected the incorrect year bracket?](#) Go to page 13 to change the year level in your teacher dashboard.

Competition Level	Australian School Year Level	New Zealand School Year Level	Singapore School Year Level	Approximate age range
Year 7 paper (red)	Year 7	Year 8	Sec 1	12-13 years
Year 8 paper (blue)	Year 8	Year 9	Sec 2	13-14 years
Year 9 paper (green)	Year 9	Year 10	Sec 3	14-15 years
Year 10 paper (orange)	Year 10	Year 11	Sec 4	15-16 years

SITTING THE COMPETITION

- Ensure all students have the **URL** <https://asi.au.insights.janison.com> and your **School ID**.
- Instruct students to access the competition **URL** and type in their **School ID**



big science competition

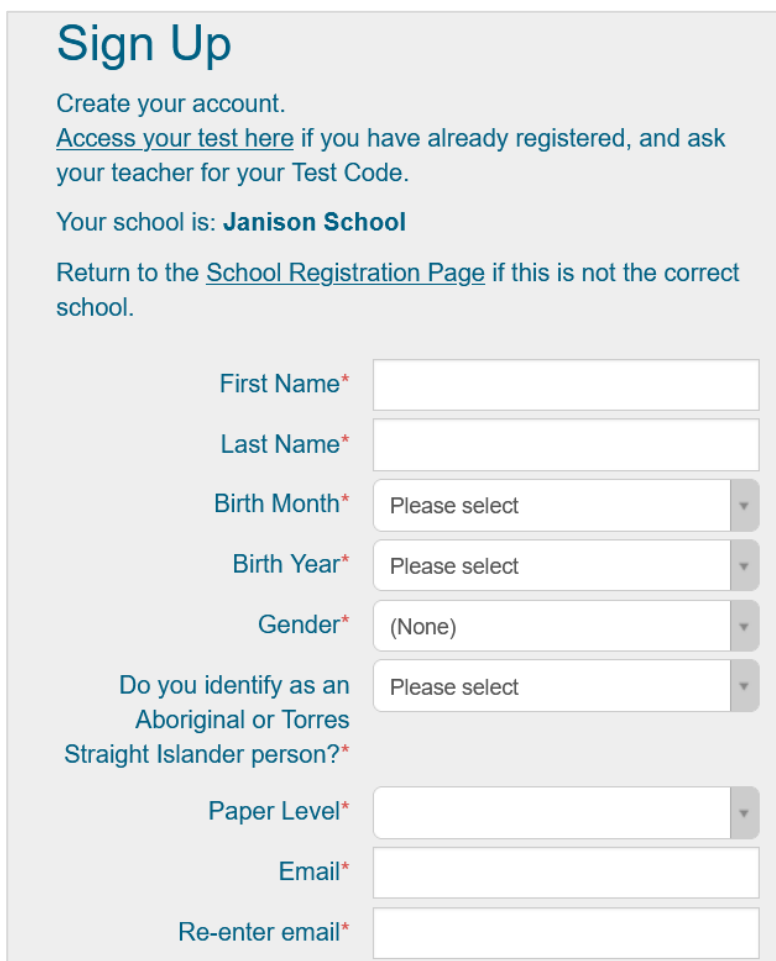
Competition Registration

School Code

Next

In the next screen, instruct students to fill out their details correctly and **check they are enrolled in the correct school**.

Please Note: The student's name will appear on their certificate, as they have entered it. Spelling and punctuation will not be reviewed.



Sign Up

Create your account.
[Access your test here](#) if you have already registered, and ask your teacher for your Test Code.

Your school is: **Janison School**

Return to the [School Registration Page](#) if this is not the correct school.

First Name*

Last Name*

Birth Month*

Birth Year*

Gender*

Do you identify as an Aboriginal or Torres Straight Islander person?*

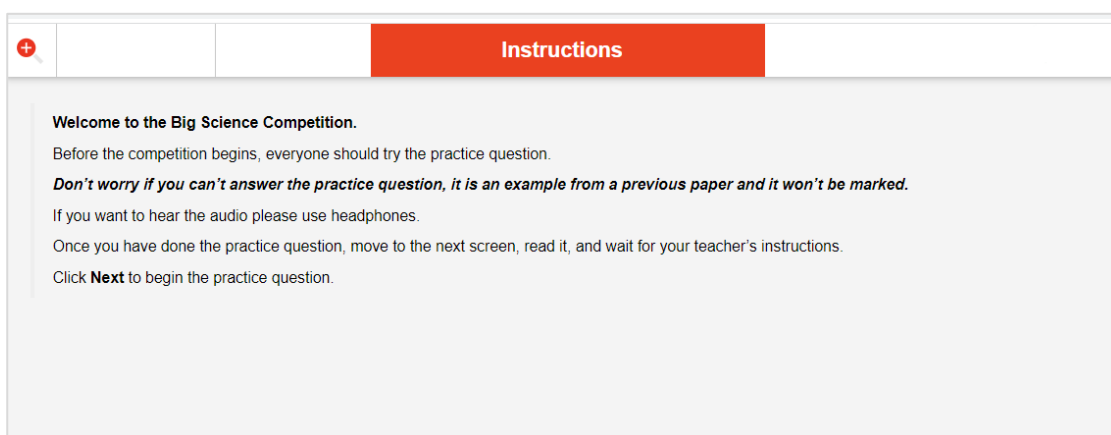
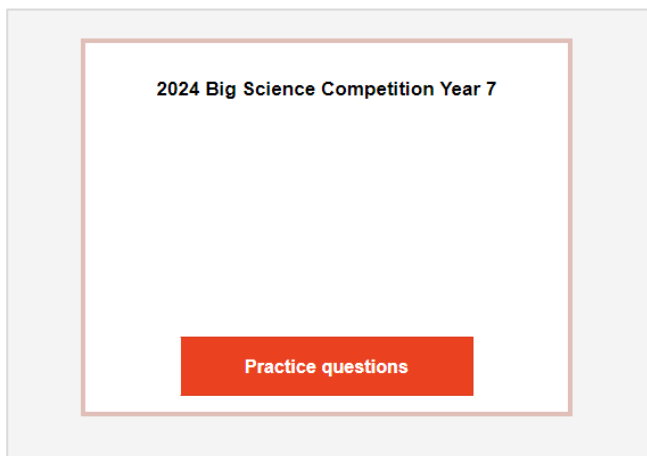
Paper Level*

Email*

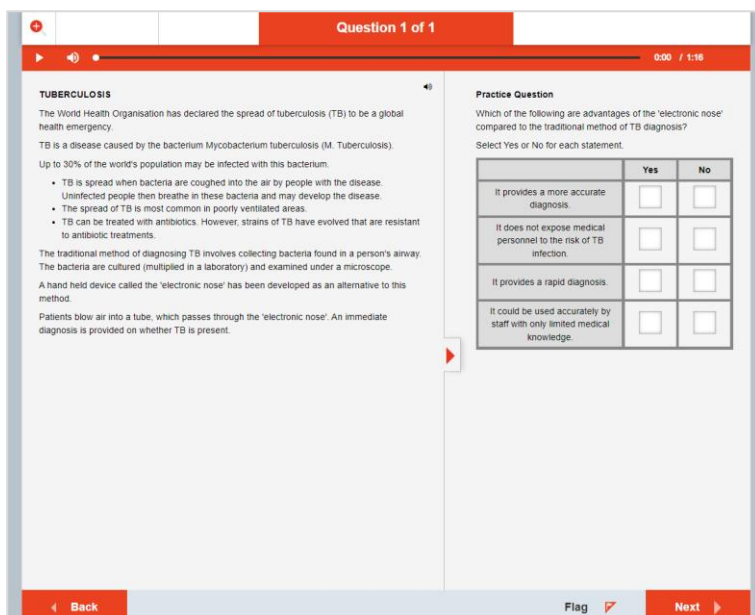
Re-enter email*

Need support? Email asi@asi.edu.au or call +61 2 6125 6228 7 AM - 5 PM AEST Mon-Fri.

Once students have logged in, they will do one practice question to become familiar with the style, layout, audio, and navigation of the competition.

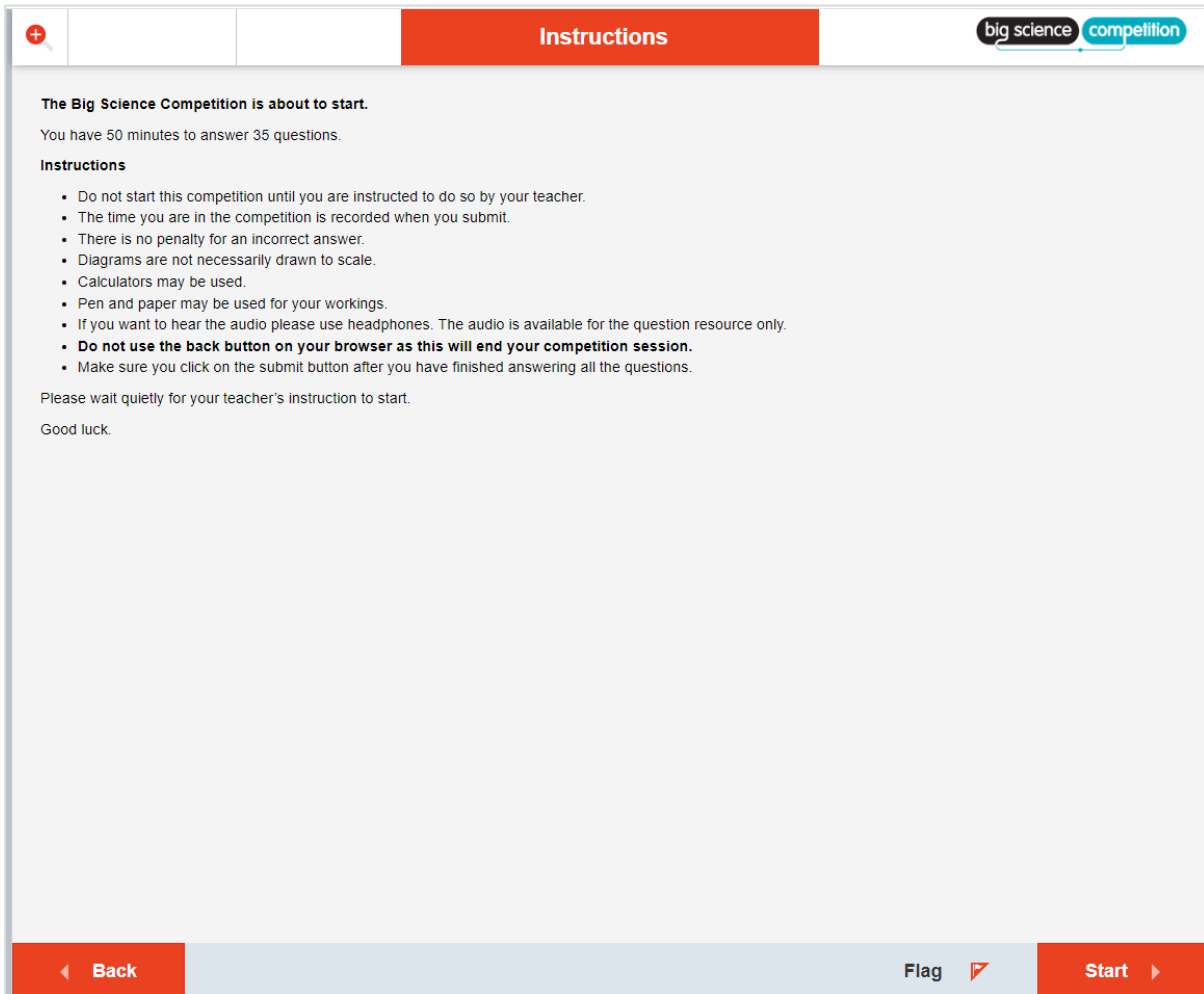


This question is not marked and is not included in the 50-minute competition period.



Need support? Email asi@asi.edu.au or call +61 2 6125 6228 7 AM - 5 PM AEST Mon-Fri.

Once students have finished the practice question, instruct them to wait at the welcome screen and read the instructions.



The screenshot shows a web interface for the 'Big Science Competition'. At the top, there is a red header bar with the word 'Instructions' in white. To the right of the header is a logo for 'big science competition'. Below the header, the main content area is light gray and contains the following text:

The Big Science Competition is about to start.
You have 50 minutes to answer 35 questions.

Instructions

- Do not start this competition until you are instructed to do so by your teacher.
- The time you are in the competition is recorded when you submit.
- There is no penalty for an incorrect answer.
- Diagrams are not necessarily drawn to scale.
- Calculators may be used.
- Pen and paper may be used for your workings.
- If you want to hear the audio please use headphones. The audio is available for the question resource only.
- **Do not use the back button on your browser as this will end your competition session.**
- Make sure you click on the submit button after you have finished answering all the questions.

Please wait quietly for your teacher's instruction to start.
Good luck.

At the bottom of the screen, there is a navigation bar with three buttons: 'Back' (with a left arrow), 'Flag' (with a flag icon), and 'Start' (with a right arrow).

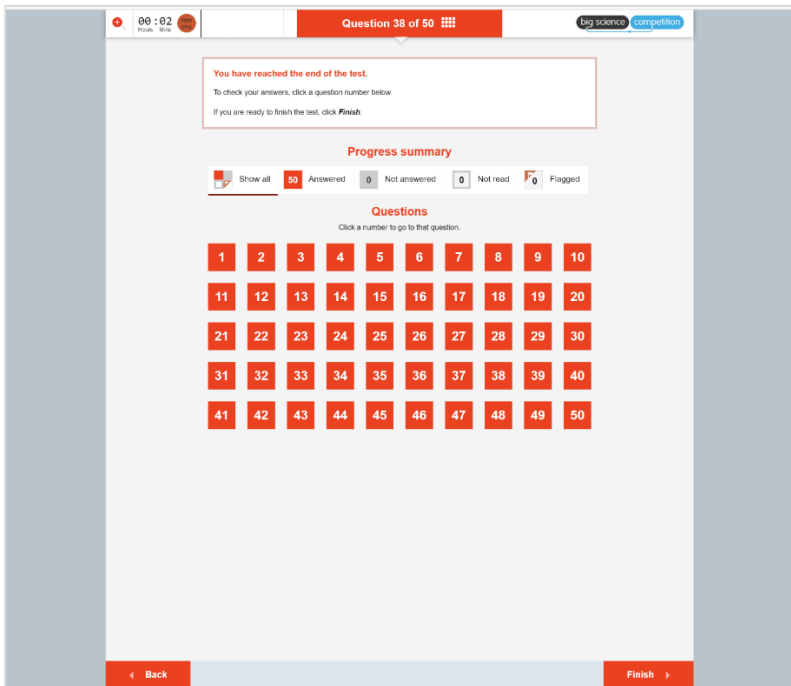
When ready please remind students of the competition rules below:

- **DO NOT USE THE BACK BUTTON** on your browser as this will end your competition session.
- Attempt all questions.
- Marks are not deducted for an incorrect answer.

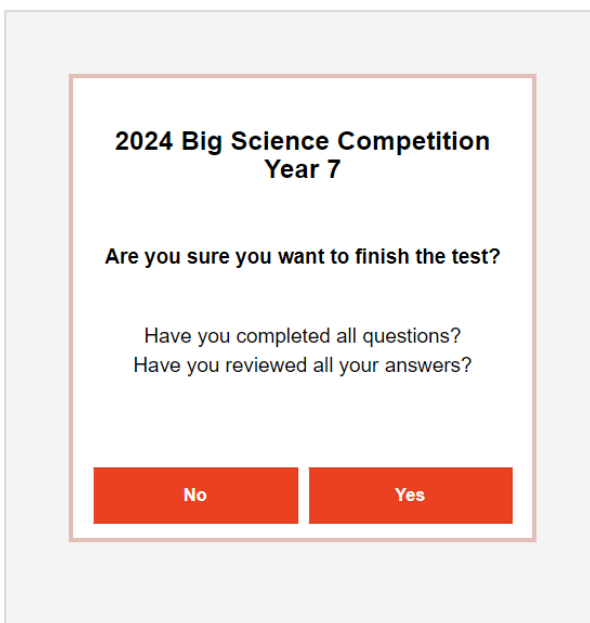
Tell students the finishing time and instruct them to start.

FINISHING THE COMPETITION

- Warn students five minutes before the end of the competition.
- Ask students to submit their responses via the summary page by clicking “Finish” in the bottom right corner of the screen.



When students have submitted their answers to the competition and confirmed they wish to log out, they will be returned to the registration page.



TEACHER DASHBOARD

Teacher dashboard URL: <https://asi.au.insights.janison.com/auth/login>

If you do not know your teacher login details, please contact Australian Science Innovations by email asi@asi.edu.au or phone +61 2 6125 6228.

The screenshot shows the teacher dashboard for Sheeja S, Teacher at Janison School. It includes a navigation menu on the left, a header with the user's name and school, and a main content area with a welcome message, student progress statistics (0 Students In Progress), and an assessment events table.

Start - End Date	Days Left	Start Date and Time	Assessment Event	Students
1 May 2023 - 12 May 2023	7	Today at 00:00	2020 BSC Year 7	1
5 May 2023 - 13 May 2023	8	Today at 00:00	YEAR 10 assessment event	1

1. School Dashboard

- View the competition that your school is sitting.
- Scroll down further to view the students list along with their Access code. Use the status filter option to filter and view students based on the status.

The screenshot shows the 'Students' section of the dashboard. It includes a search bar, a table of students, and a status filter dropdown menu.

Name	Test Package	Test Code	Status	Progress
Darth Vader	2020 BSC Year 10	LD-DH-QK-QK	Not started	
Darth Vader	2020 BSC Year 7	KD-VF-HY-KW	Completed	35 / 35

2. View the progress of each student

- This will help you to view the students who have started, completed the competition.

The screenshot shows the 'Test Attempts Activity Summary' page. It includes a search bar and three progress bars for different student groups.

Category	Progress	Details
All	2 / 2	Details
Students who have started	0 / 2	Details
Students who have completed a test	1 / 2	Details

3. Find your school ID

- Click on your profile in the top right corner. The school ID is the 5 digit code next your school name.

The screenshot shows the teacher profile page. The school ID is highlighted in a red box.

Teacher (ST)

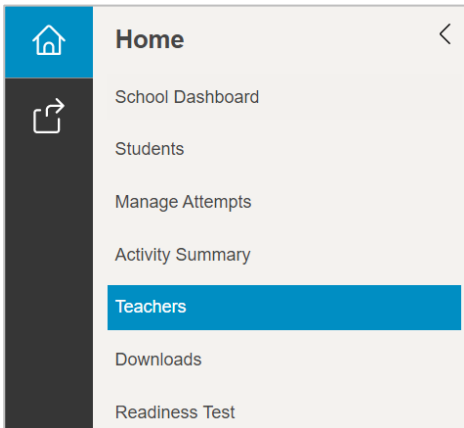
Teacher (ST)

School (12345)

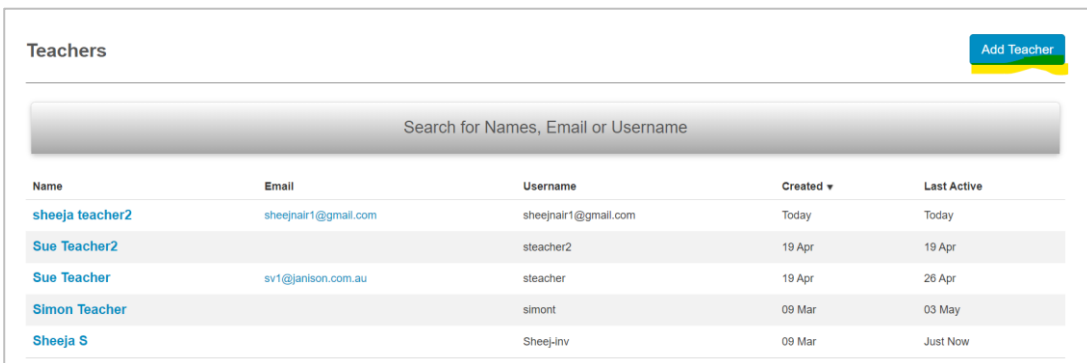
Need support? Email asi@asi.edu.au or call +61 2 6125 6228 7 AM - 5 PM AEST Mon-Fri.

ADDING ADDITIONAL TEACHERS TO ACCESS THE DASHBOARD

Step 1. Navigate to the Teachers Menu.



Step 2. Click on “Add Teacher”.



Step 3. Enter the “First name”, “Last name” and “Email address”. Click on “Save Teacher”. The user name will be displayed after saving the teacher account.

A screenshot of the 'New Teacher' form. The form has a title 'New Teacher' and a note 'Username will be autogenerated'. It contains the following fields:

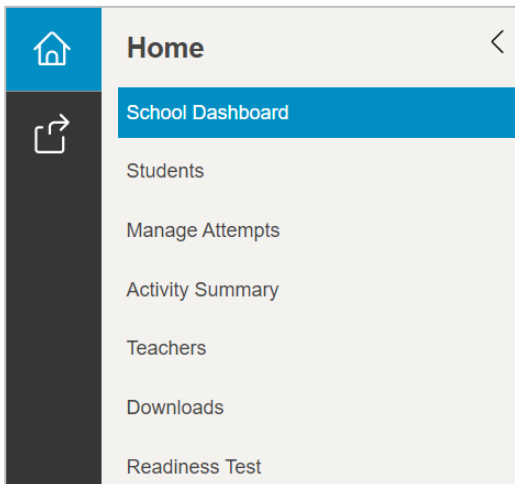
- First Name:** Rebecca
- Last Name:** Thomas
- Organisation:** Janison (dropdown menu)
- School:** Janison School [janison-school] (dropdown menu)
- Email:** r.thomas@gmail.com

There is a checkbox labeled 'Send Reset Password to User' which is checked. At the bottom, there are two buttons: 'Save Teacher' and 'Cancel'.

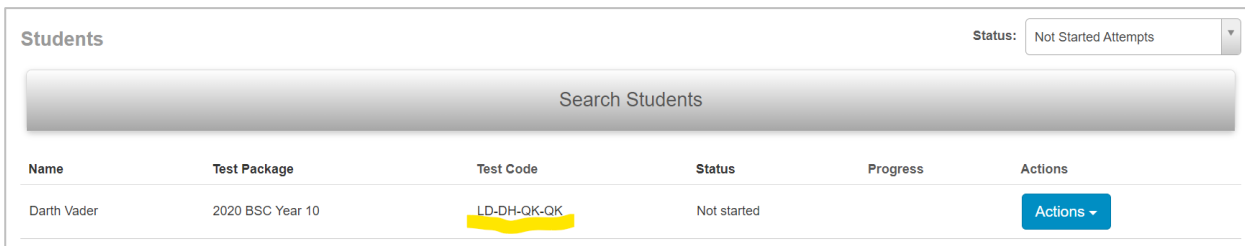
RETRIEVING A STUDENT'S USERNAME AND PASSWORD

If a student logs themselves off, moves away from the competition URL, or needs to stop and restart the competition, teachers can retrieve student's re-entry passcode from the teacher dashboard.

Step 1. Teachers have access to the re-entry codes for all their registered students from the school dashboard screen.



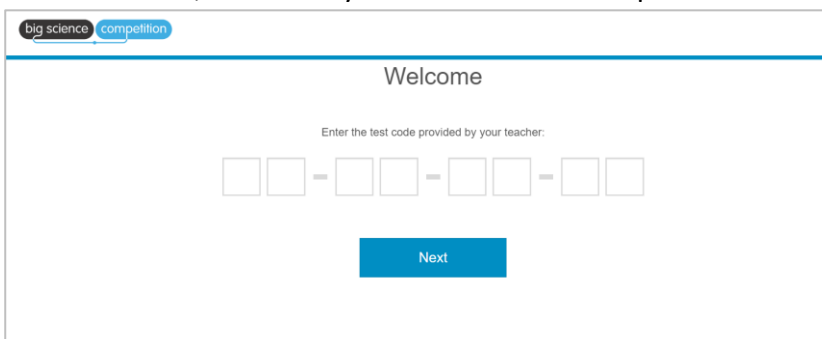
Step 2. Scroll down to Students list. Based on status you can filter the students who are in progress and get the test code.

A screenshot of the 'Students' list in the teacher dashboard. At the top right, there is a 'Status:' dropdown menu set to 'Not Started Attempts'. Below this is a search bar labeled 'Search Students'. The main content is a table with columns: Name, Test Package, Test Code, Status, Progress, and Actions. One student is listed: 'Darth Vader' with '2020 BSC Year 10' as the test package and 'LD-DH-QK-QK' as the test code. The status is 'Not started' and there is an 'Actions' button next to it.

Name	Test Package	Test Code	Status	Progress	Actions
Darth Vader	2020 BSC Year 10	LD-DH-QK-QK	Not started		Actions

Step 3. The test code is your student's 8 character re-entry passcode

Step 4. Students head to <https://asi.au.insights.janison.com/auth/opensession> and enter their 8 character code, where they will re-enter the competition where they left off.

A screenshot of a student login page. At the top left, there is a logo for 'big science competition'. The page has a 'Welcome' heading. Below it, there is a prompt: 'Enter the test code provided by your teacher:'. This is followed by a form with eight input boxes arranged in two groups of four, separated by hyphens. Below the form is a blue 'Next' button.

big science competition

Welcome

Enter the test code provided by your teacher:

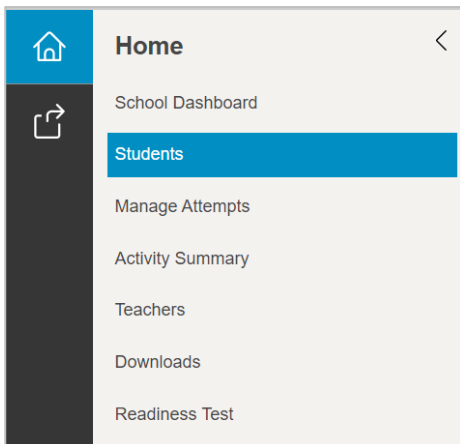
- - -

Next

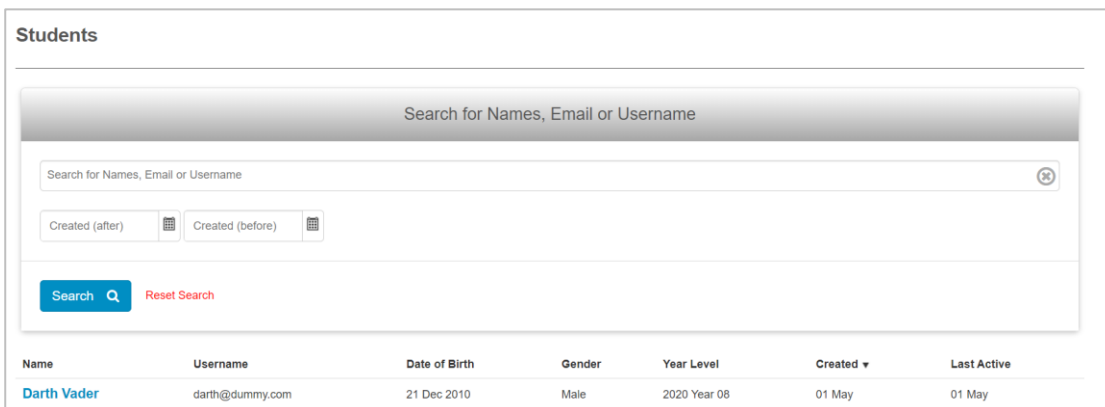
CHANGING THE YEAR LEVEL FOR STUDENTS

The student's year level can be changed if they accidentally enter to different one.

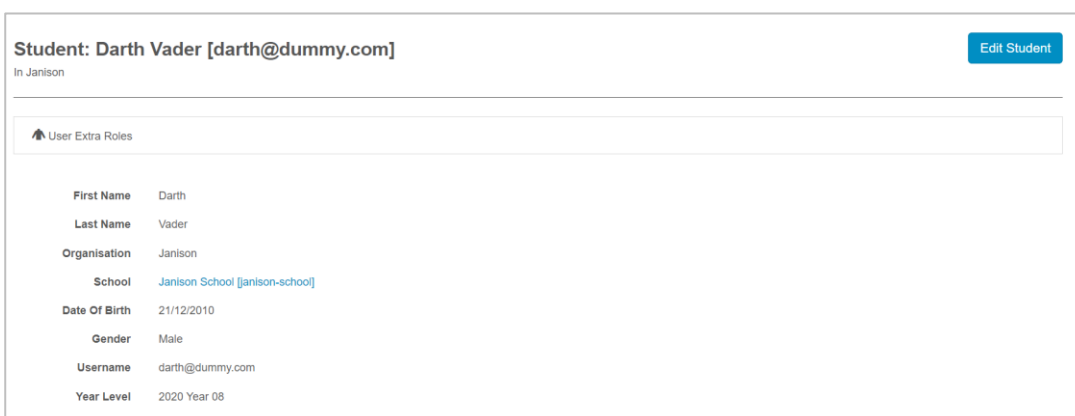
Step 1. Navigate to the students menu.



Step 2. Here you can see the list of students from your school. Expand the search bar and type in the student name who needs to be moved to different year level. Click on the student name.



Step 3. Click on Edit Student to make changes.



Step 4. Click on the drop down next to year level and change the student's year. Save the changes.

Edit Student: Darth Vader [darth@dummy.com]
In Janison

First Name:

Last Name:

Organisation:

School:

Date of Birth:

Gender:

Year Level:

Email*:

or

- 2020 Year 07
- 2020 Year 08**
- 2020 Year 09
- 2020 Year 10

COMPETITION SLUGGISH OR SLOW?

Please clear the browser cache and refresh the browser. Please also ensure that there is enough bandwidth across your school whilst sitting the competition as per the [technology profile](#) on page 4.

COMPETITION NOT SHOWING CORRECTLY?

Please disable any extensions or add-ins in your browser and contact us if the issue continues with a screenshot of the issue if possible.

CLEARING A BROWSER'S CACHE

Windows

To do this, press (Ctrl + Shift + Del) in your browser. In the box that appears ensure that 'Cache' or 'Temporary website files' are selected and time (if applicable) is set to 'All time'.

Android devices

Open your browser Tap "More" or menu and select Clear browsing data or search history and clear history. Select the types of browsing data you want to delete and tap Clear data.

Apple IOS

Go to Settings > Select browser (Safari, Chrome etc) and tap Clear History and Website Data.

Mac

To do this, press (Command + Shift + Del) in your browser. In the box that appears ensure that 'Cache' or 'Temporary website files' are selected and time (if applicable) is set to 'All time'.

Please Note: After clearing your browsers' cache, please refresh the page in your browser.

WHAT HAPPENS IF A STUDENT CREATES ANOTHER ACCOUNT?

We take the most complete set of data for that student.

THE STUDENT DIDN'T CLICK SUBMIT AND THEIR ATTEMPT REMAINS "OPEN" OR THEY CLOSED THEIR BROWSER WINDOW BEFORE SUBMITTING?

Their answers are still submitted and saved.